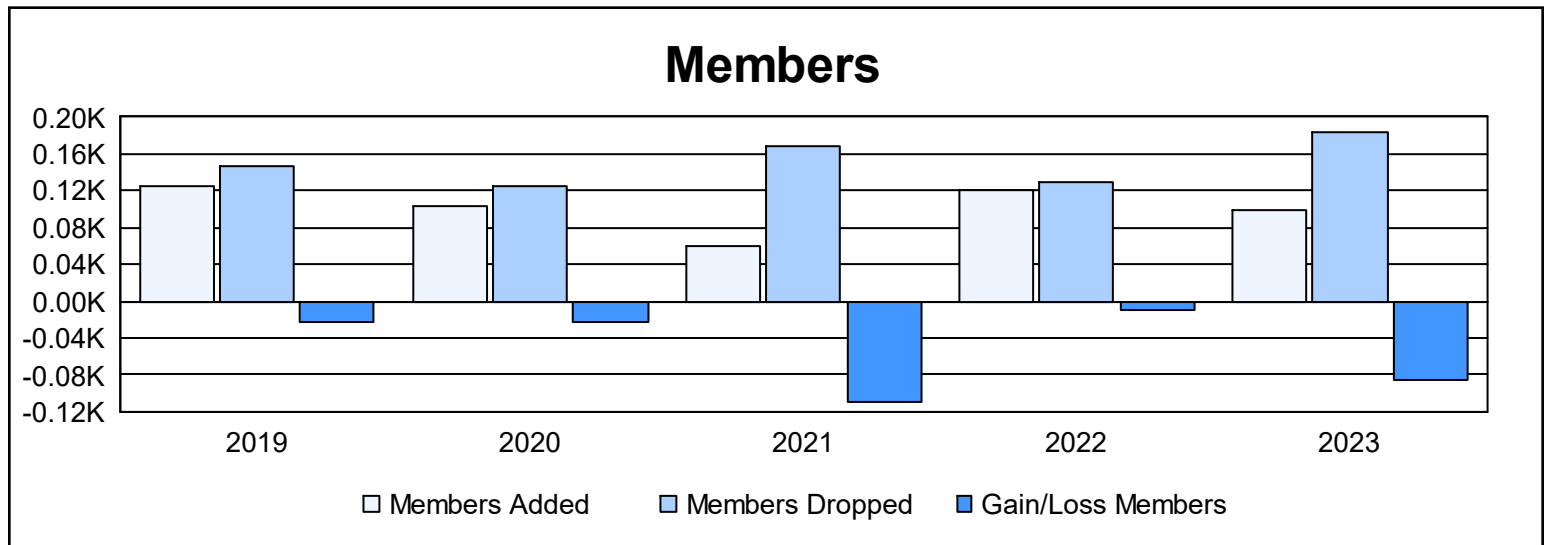
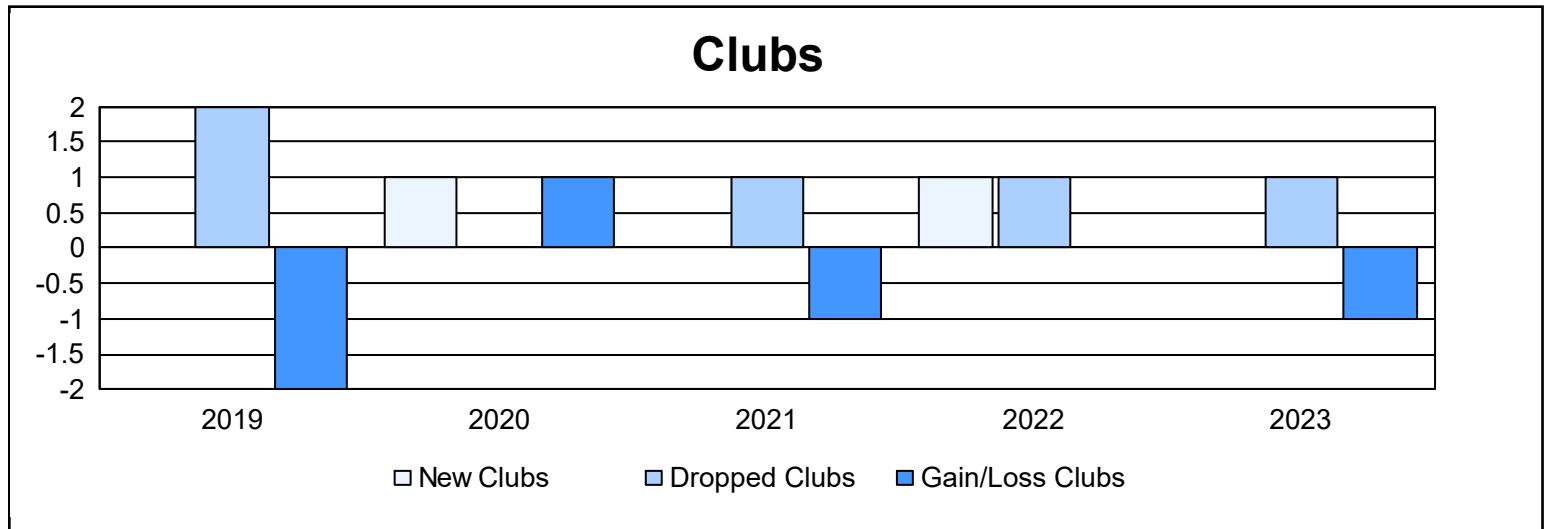
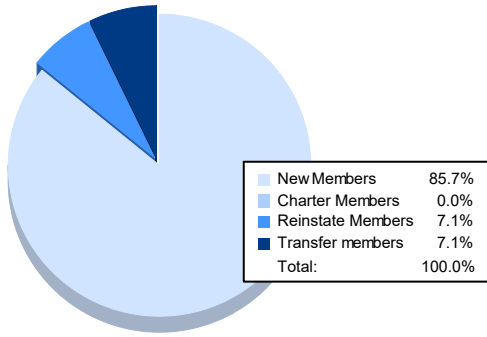


| Year | New Clubs | Dropped Clubs | Gain/ Loss Clubs | New Members | Charter Members | Reinstate Members | Transfer Members | Total Member Added | Total Members Dropped | Gain/ Loss Members |
|----------------|-----------|---------------|------------------|-------------|-----------------|-------------------|------------------|--------------------|-----------------------|--------------------|
| 2018-2019 | 0 | 2 | -2 | 98 | 13 | 6 | 7 | 124 | 147 | -23 |
| 2019-2020 | 1 | 0 | 1 | 79 | 21 | 0 | 3 | 103 | 126 | -23 |
| 2020-2021 | 0 | 1 | -1 | 46 | 2 | 8 | 3 | 59 | 168 | -109 |
| 2021-2022 | 1 | 1 | 0 | 92 | 21 | 5 | 3 | 121 | 130 | -9 |
| 2022-2023 | 0 | 1 | -1 | 84 | 0 | 7 | 7 | 98 | 183 | -85 |
| Average | 0 | 1 | -1 | 80 | 11 | 5 | 5 | 101 | 151 | -50 |



Membership Composition June 2023 Cumulative



Gender Composition June 2023 Cumulative

